

## Presenting STh It, v. 2.1



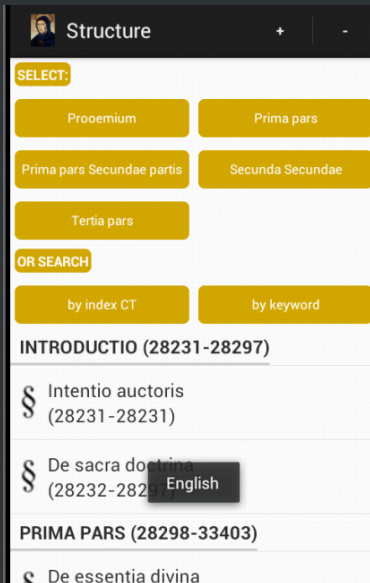
This application for Android tablets or phones allows you to read a masterpiece of St. Thomas Aquinas, the *Summa theologiae*, and search it by keyword, part, treatise, or index.

The text is taken from the Corpus Thomisticum project ([www.corpusthomaticum.org](http://www.corpusthomaticum.org)). You can navigate menus in English, Spanish, French, Polish, or Italian.

The app aims to provide students and scholars a tool for basic research on Thomas, available offline (as during seminars or lectures).

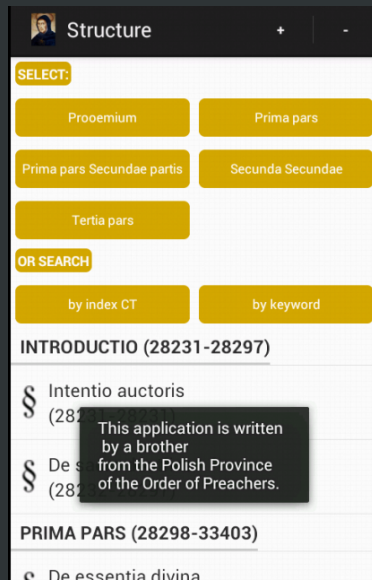


## Structure (I)

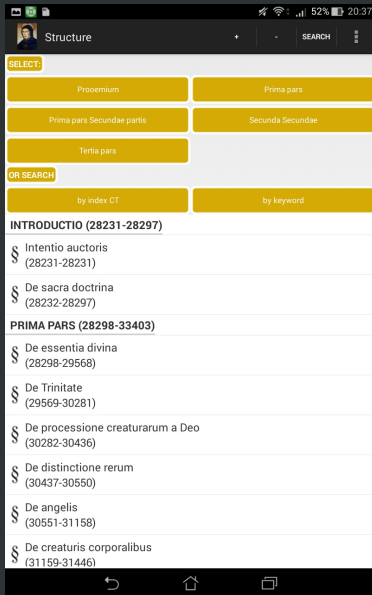


You can select a part of the *Summa*, choose a treatise, or search by keyword or 'index CT' (the identification number assigned to each passage in the Corpus Thomisticum).

The app gives feedback in the form of a small message displayed on screen when you click on an icon or a menu item.



## Structure (II)



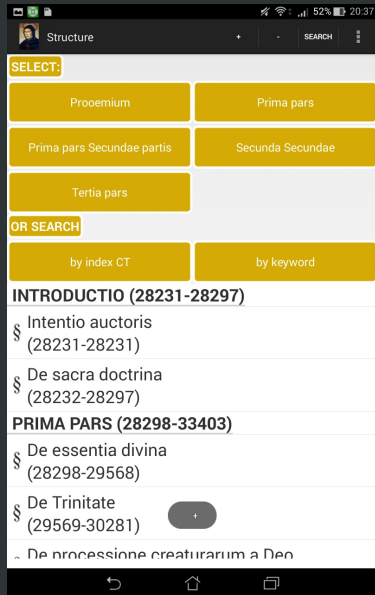
The **Structure** screen contains two grid views and one list view.

In both grid and list, you can make the font larger or smaller by clicking **+** or **-**.

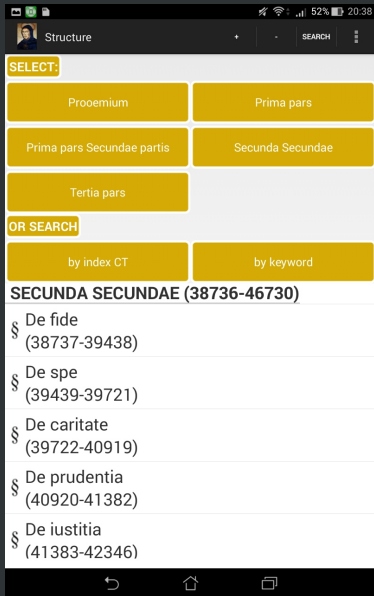
The first grid has five items, from the *Prooemium* through the *Tertia pars*.

From the second grid, you can select a search by index CT or keyword.

You can select the name of a treatise from the list at the bottom. Scroll a list view to get a treatise from the *Secunda secundae* or the *Tertia pars*.



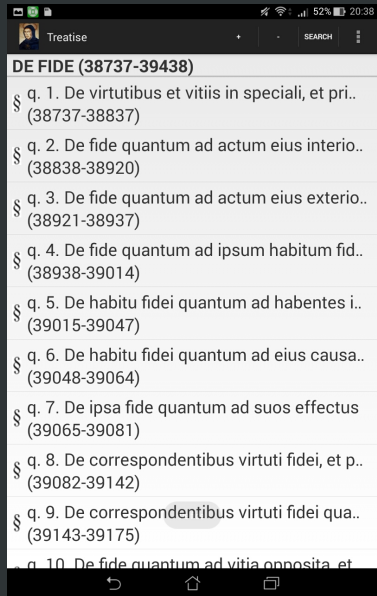
# Treatise

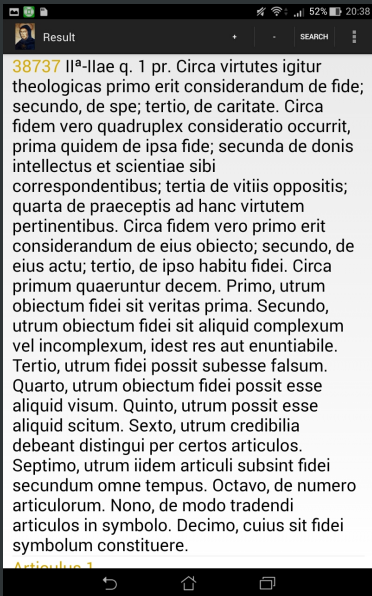


When you select a treatise (e.g., *De fide* from *Secunda secundae*), you will see a **Treatise** screen, as on the right.

The **Treatise** screen contains one list view: the titles of the questions for the selected treatise, with the corresponding indices CT in parentheses.

If you select a question (e.g., q. 1 from *De fide*), you get its text in the context of the part.

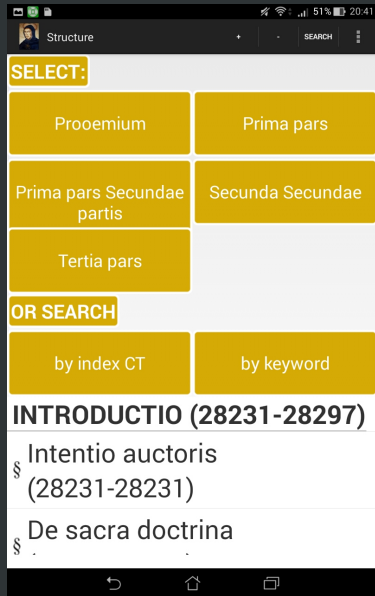




The beginning of the selected question is preceded by its corresponding index CT, in yellow, as shown on the left.

As shown on the right, you can select parts of the *Summa* from the **Structure** screen.

E.g., to find II<sup>a</sup>-II<sup>ae</sup> q. 69 a. 3 *ad* 1, select *Secunda secundae*.

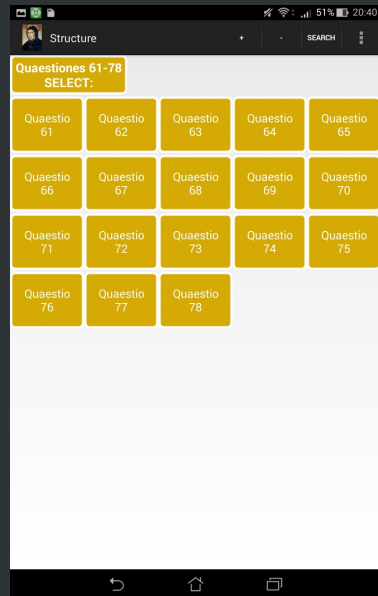


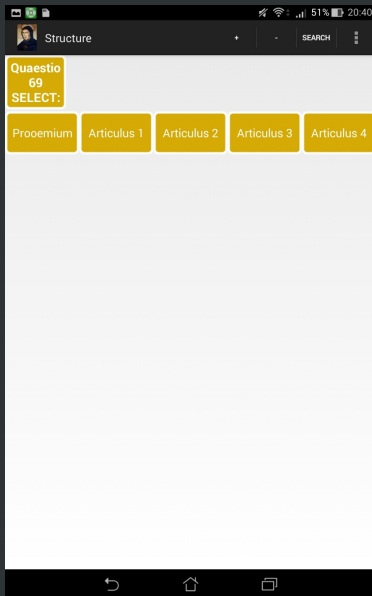


After selecting *Secunda secundae*, you will see the screen shown on the left.

Likewise, after selecting *Quaestiones 61--78*, you will see the set of questions shown on the right.

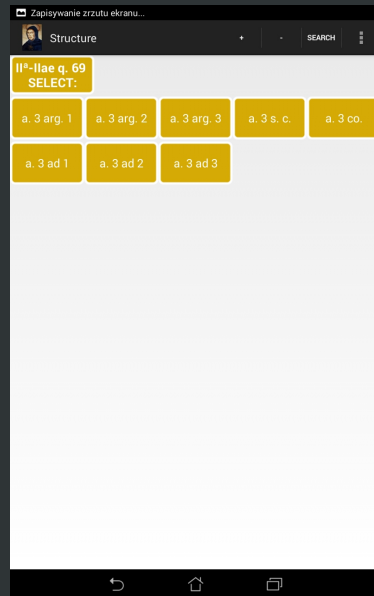
To navigate to II<sup>a</sup>–II<sup>ae</sup> q. 69 a. 3 *ad* 1, choose *Quaestio 69*.

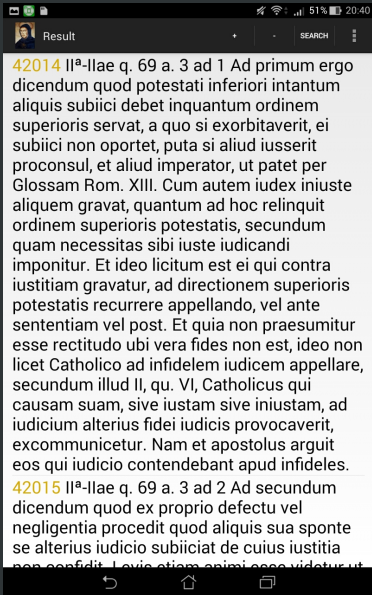




If you select *Quaestio 69*, you get the screen shown on the left.

Choose *Articulus 3* to reach II<sup>a</sup>–II<sup>ae</sup> q. 69 a. 3 *ad* 1, as in the screen on the right.

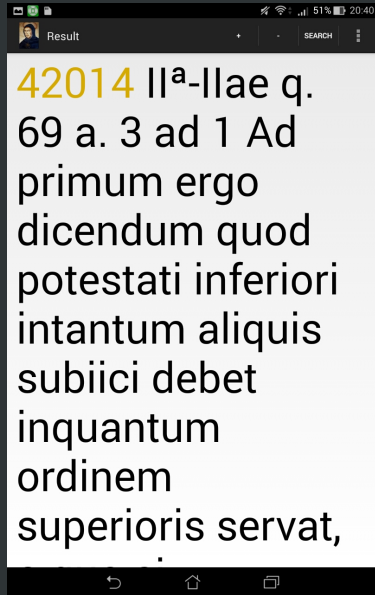




After selecting *a. 3 ad 1*, you will see the screen shown on the left.

You can change the size of the text by clicking **+** or **-**, as shown on the right.

Each passage has its unique index CT, in this case, 42014.





## Indices CT (I)

Structure

SELECT:

|                            |                  |
|----------------------------|------------------|
| Prooemium                  | Prima pars       |
| Prima pars Secundae partis | Secunda Secundae |
| Tertia pars                |                  |

OR SEARCH

|             |            |
|-------------|------------|
| by index CT | by keyword |
|-------------|------------|

**INTRODUCTIO (28231-28297)**

§ Intentio auctoris  
(28231-28231)

§ De sacra doctrina

As shown on the left, you can search by index CT to find a passage in the *Summa*.

E.g., to find 42014, select the appropriate range of indices (*40001-50000*), as shown on the right.

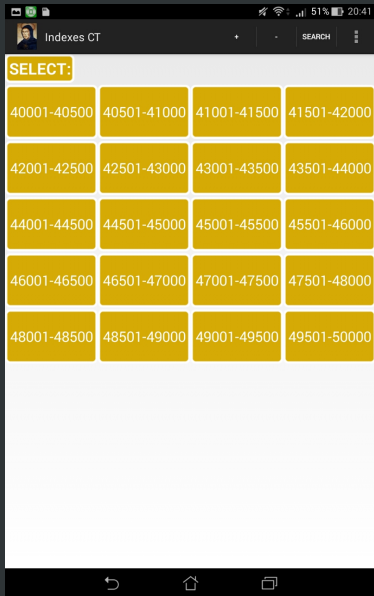
Indexes CT

SELECT:

|             |             |
|-------------|-------------|
| <30001      | 30001-40000 |
| 40001-50000 | >50000      |

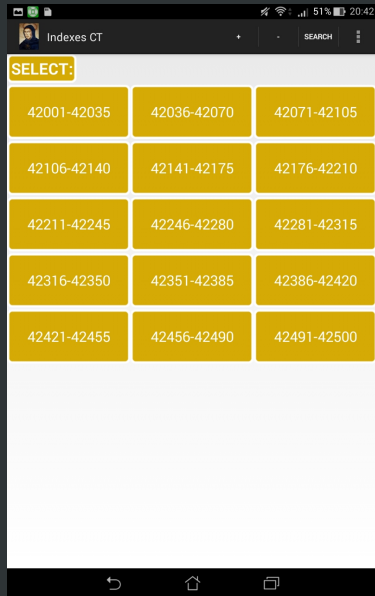
Indexes CT

## Indices CT (II)

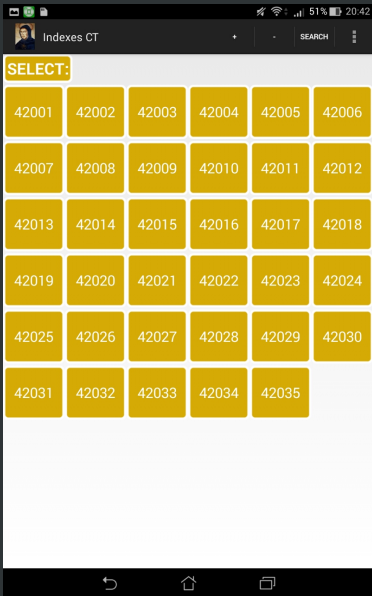


After selecting *40001-50000*, you get the screen shown on the left.

Select *42001-42500* to approach 42014 and get the screen shown on the right.



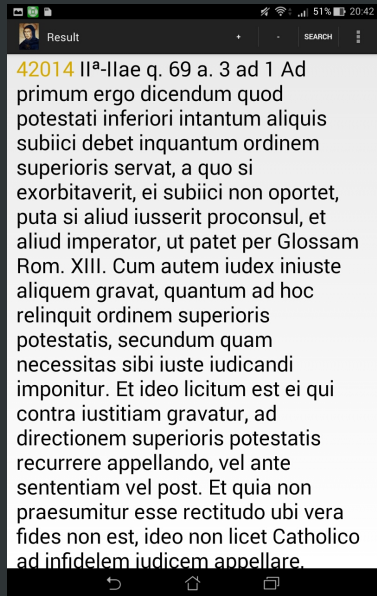
## Indices CT (III)




After selecting *42001-42035*, you will see the screen shown on the left.

Click on *42014* to read II<sup>a</sup>-II<sup>ae</sup> q. 69 a. 3 *ad* 1, shown in the context of the *Secunda secundae*.

You can select various options from menu (e.g., Search by keyword).



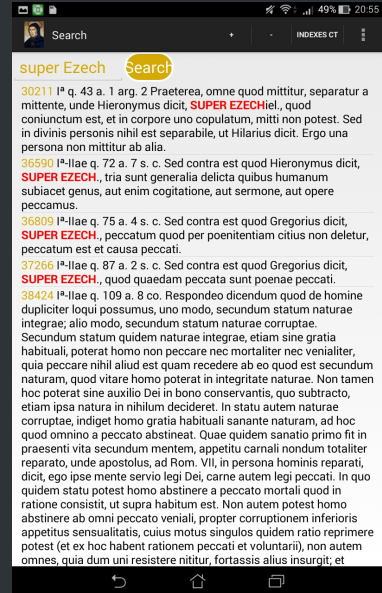
## Search (I)



You can search by a word or phrase  
(e.g., **SUPER EZECH**).

The results are shown on the right, in  
red and capitalized. **SUPER EZECH**  
was found in several places:

- [30211] I<sup>a</sup> q. 43 a. 1 arg. 2;
- [36590] I<sup>a</sup>–II<sup>ae</sup> q. 72 a. 7 s. c.;
- [36809] I<sup>a</sup>–I<sup>ae</sup> q. 75 a. 4 s. c.;
- [37226] I<sup>a</sup>–II<sup>ae</sup> q. 87 a. 2 s. c.;
- [38424] I<sup>a</sup>–II<sup>ae</sup> q. 109 a. 8 co.



## Search (II)

Search

super Ezech Search

30211 I<sup>a</sup> q. 43 a. 1 arg. 2 Praeterea, omne quod mittitur, separatur a mittente, unde Hieronymus dicit, **SUPER EZECH**iel., quod coniunctum est, et in corpore uno copulatum, mitti non potest. Sed in divinis personis nihil est separabile, ut Hilarius dicit. Ergo una persona non mittitur ab alia.

36590 I<sup>a</sup>-IIae q. 72 a. 7 s. c. Sed contra est quod Hieronymus dicit, **SUPER EZECH**., tria sunt generalia delicta quibus humanum subiacet genus, aut enim cogitatione, aut sermone, aut opere peccamus.

36809 I<sup>a</sup>-IIae q. 75 a. 4 s. c. Sed contra est quod Gregorius dicit, **SUPER EZECH**., peccatum quod per poenitentiam citius non deletur, peccatum est et causa peccati.

37266 I<sup>a</sup>-IIae q. 87 a. 2 s. c. Sed contra est quod Gregorius dicit, **SUPER EZECH**.,

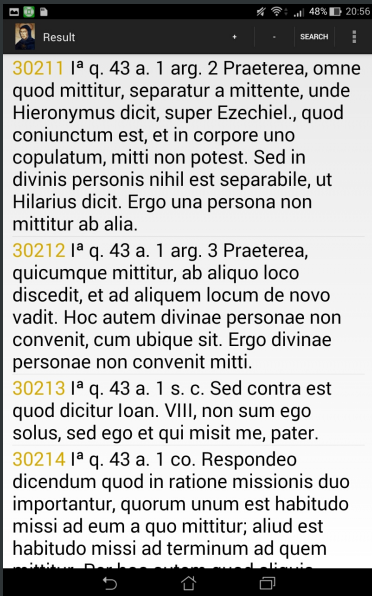
You can change the size of the text by clicking **+** or **-**, as shown on the right.

If you click on an item, you can read the selected item in the context of *Secunda secundae*, as shown.

Search

super Ezech Search

30211 I<sup>a</sup> q. 43 a. 1 arg. 2 Praeterea, omne quod mittitur, separatur a mittente, unde Hieronymus dicit, **SUPER EZECH**iel., quod coniunctum est, et in corpore uno copulatum, mitti non potest. Sed in divinis personis nihil est



If you select *[30211] I<sup>a</sup> q. 43 a. 1 arg. 2* in the **Search** screen, you will see the **Result** screen shown on the left.

Likewise, for *[36590] I<sup>a</sup>--II<sup>ae</sup> q. 72 a. 7 s. c.*, you get the **Result** screen shown on the right.

You can read a selected passage in the context of the *Prima secundae*. The preceding and consecutive items are available. You can return to the **Search** screen to see the other passages containing **SUPER EZECH.**

